

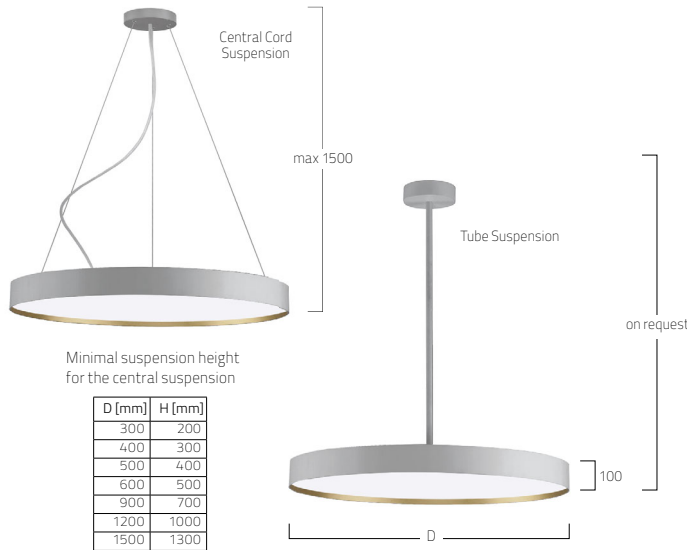
BASIC DÉCO XXL  
SUSPENDED | G4/P4



**DE** LED-Pendelleuchte. Direkt-indirekt oder rein direkt-strahlend. Leuchtenkörper aus Aluminiumprofil mit Bauhöhe 100mm. Gehäuse-Außenfläche und dekorativer Reflektorring in unterschiedlichen Lackierungen und Kombinationen erhältlich, z.B. weiß, silber, graphit, schwarz, gold oder kupferfarben. Zu Oberflächenoptionen- und Kombinationen siehe Lightnet-Surface-Collection oder Bi-Colour-Auswahl. Rückversetzte Microprismenoptik mit optimierter Blendungsbegrenzung speziell für Office-Anwendungen. Opaldiffuser aus satiniertem Acrylglas. Konverter in Leuchtengehäuse integriert, wahlweise einfach schaltbar oder stufenlos dimmbar (1-10V, DALI, Touch-Dim, Casambi). Farbtemperaturen 2200K, 2700K, 3000K, 3500K, 4000K oder 6500K. Binning initial  $\leq$  MacAdam 3. Farbwiedergabe CRI>80 oder CRI>90.

**EN** LED pendant luminaire. Direct-indirect or direct-only light distribution. Luminaire body made of aluminium profile with overall height of 100mm. Outer housing and decorative reflector ring available in various finishes and combinations, e.g. white, silver, graphite, black, gold or copper coated. For surface options and combinations check Lightnet Surface Collection or Bi-Colour Selection. Recessed microprismatic screen with optimized glare reduction especially for workplaces. Opal diffuser made of acrylic glass. Converter integrated into luminaire housing, optionally switchable or dimmable (1-10V, DALI, Touch-Dim, Casambi). Colour temperatures 2200K, 2700K, 3000K, 3500K, 4000K or 6500K. Binning initial  $\leq$  MacAdam 3. Colour rendering CRI>80 or CRI>90.

**FR** Luminaire LED suspendu. Éclairage direct/indirect ou seulement direct. Corps du luminaire en profilé aluminium avec une hauteur de 100mm. Surface du luminaire et réflecteur/bague décorative disponible en différentes combinaisons et couleurs au choix, Ex: blanc, argent, graphite, noir ou cuivre. Pour les options et combinaisons de finitions, voir Lightnet Surface Collection ou Bi-Colour Selection. Diffuseur microprismatique encastré avec réduction optimisée de l'éblouissement, spécialement pour les postes de travail. Diffuseur opale en verre acrylique. Driver intégré dans le luminaire, au choix ON/OFF ou graduable (1-10V, DALI, Touch-Dim, Casambi). Température de couleur 2200K, 2700K, 3000K, 3500K, 4000K ou 6500K. Binning initial  $\leq$  MacAdam 3. Rendu de couleur CRI>80 ou CRI>90.

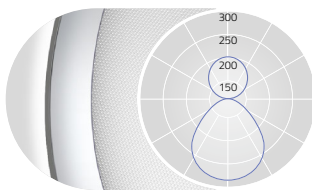


**PRODUCT-CODE: B P4 A S D - 8 30 M - D300 - U G**


- PRODUCT FAMILY – **B** Basic
- TYPE – **P4** Direct-Indirect, **G4** Direct-Only
- OPTICAL SYSTEM – **A** Microprismatic [max D1200], **O** Opal
- SURFACE FINISH – **W** Snow White, **V** Ivory White, **S** Radiant Silver, **U** Urban Graphite, **B** Jet Black, **H** Champagne Silver, **K** Satin Copper
- CONTROL GEAR – **E** On/Off, **L** DALI, **D** 1-10V, **H** Touch-Dim, **C** Casambi, **M** Multisensor
- COLOUR REND. – **8** CRI>80, **9** CRI>90, **F** Full Spectrum
- COLOUR TEMP. – **22** 2200K, **27** 2700K, **30** 3000K, **35** 3500K, **40** 4000K, **65** 6500K
- POWER – **E** Low Power, **M** Medium Power
- SIZE – Luminaire Diameter in mm: **D300**, **D400**, **D500**, **D600**, **D900**, **D1200**, **D1500**
- SUSPENSION – **U** Central Suspension, **K** Parallel Suspension, **P** Tube Suspension [only D400-D900]
- REFLECTOR – **W** Snow White, **V** Ivory White, **S** Radiant Silver, **U** Urban Graphite, **B** Jet Black, **H** Champagne Silver, **K** Satin Copper, **G** Satin Gold
- ON REQUEST – Radar Sensor, Emergency Module, Cable Colour: Black, Red



MICROPRISMATIC / DIRECT-INDIRECT



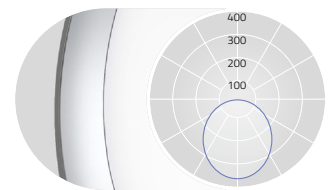
MICROPRISMATIC / DIRECT



OPAL DIFFUSER / DIRECT-INDIRECT



OPAL DIFFUSER / DIRECT



D mm	Lumen/Watt Low Power	Lumen/Watt Medium Power
300	1440lm/12W	2810lm/21W
400	2800lm/19W	5740lm/40W
500	3970lm/26W	7760lm/50W
600	8370lm/52W	12900lm/87W
900	11220lm/86W	17310lm/144W
1200	18260lm/157W	28420lm/266W

D mm	Lumen/Watt Low Power	Lumen/Watt Medium Power
300	880lm/8W	1730lm/14W
400	1740lm/13W	3580lm/29W
500	2480lm/18W	4860lm/35W
600	3860lm/28W	7250lm/52W
900	6800lm/59W	11490lm/106W
1200	11890lm/107W	20110lm/195W

D mm	Lumen/Watt Low Power	Lumen/Watt Medium Power
300	1470lm/12W	2860lm/21W
400	2850lm/19W	5850lm/40W
500	4040lm/26W	7910lm/50W
600	8490lm/52W	13120lm/87W
900	11420lm/86W	17650lm/144W
1200	18620lm/157W	29010lm/266W
1500	26850lm/235W	41410lm/394W

D mm	Lumen/Watt Low Power	Lumen/Watt Medium Power
300	910lm/8W	1780lm/14W
400	1790lm/13W	3690lm/29W
500	2550lm/18W	5010lm/35W
600	3980lm/28W	7470lm/52W
900	7000lm/59W	11830lm/106W
1200	12250lm/107W	20700lm/195W
1500	17290lm/162W	28950lm/287W

Lumen Values: Luminaire luminous flux at 4000K/CRI>80. Other configurations on request.

