

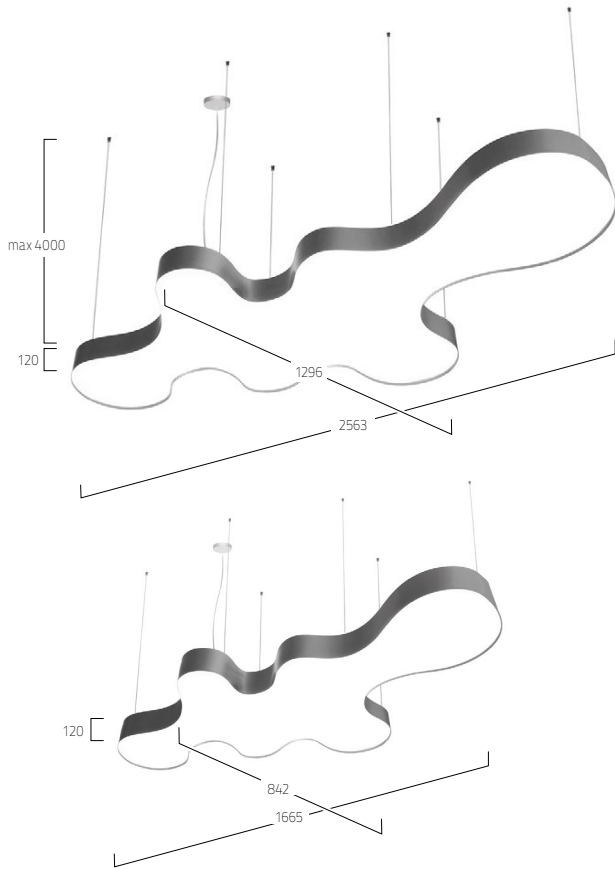
AMORPHICON  
SUSPENDED | G1/P1



**DE** LED-Pendelleuchte. Rein direkt oder Direkt-indirektstrahlend. Leuchtenkörper aus Aluminium. Oberfläche weiß, silber oder schwarz. Opaldiffusor aus satiniertem Acrylglas für Allgemeinbeleuchtung. Converter in Leuchtengehäuse integriert, wahlweise einfach schaltbar oder stufenlos dimmbar (1-10V, DALI, Touch-Dim, Casambi). Farbtemperaturen 2200K, 2700K, 3000K, 3500K, 4000K oder 6500K. Binning initial  $\leq$  MacAdam 3. Farbwiedergabe CRI>80 oder CRI>90. Stufenlos höhenverstellbare Parallelseil-Abhängung mit transparent ummantelter Zuleitung.

**EN** LED pendant luminaire. Direct only or direct-indirect light distribution. Luminaire body made of aluminium. Surface white, silver or black. Opal diffuser made of acrylic glass for general lighting. Converter integrated into luminaire housing, optionally switchable or dimmable (1-10V, DALI, Touch-Dim, Casambi). Colour temperatures 2200K, 2700K, 3000K, 3500K, 4000K or 6500K. Binning initial  $\leq$  MacAdam 3. Colour rendering CRI>80 or CRI>90. Height-adjustable parallel-cord suspension with transparent power supply cable.

**FR** Luminaire LED suspendu. Éclairage uniquement direct ou direct/indirect. Corps du luminaire en aluminium. Surface laquée blanc, argent ou noire. Diffuseur opale en verre acrylique pour éclairage général. Driver intégré dans le luminaire, au choix ON/OFF ou graduable (1-10V, DALI, Touch-Dim, Casambi). Température de couleur 2200K, 2700K, 3000K, 3500K, 4000K ou 6500K. Binning initial  $\leq$  MacAdam 3. Rendu de couleur CRI>80 ou CRI>90. Filin parallèle droit et tendeur rapide réglable avec câble d'alimentation transparent.

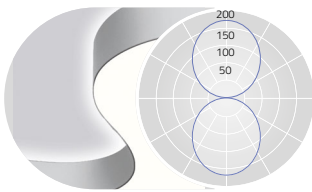


**PRODUCT-CODE: H P10SE-830M-L1665-K**

PRODUCT FAMILY	- H: Amorphicon
TYPE	- G1: Direct, P1: Direct-Indirect
OPTICAL SYSTEM	- O: Opal
SURFACE FINISH	- W: White, S: Silver, B: Black
CONTROL GEAR	- E: On/Off, L: DALI, D: 1-10V, H: Touch-Dim, C: Casambi
COLOUR REND.	- 8: CRI>80, 9: CRI>90, F: Full Spectrum
COLOUR TEMP.	- 22: 2200K, 27: 2700K, 30: 3000K, 35: 3500K, 40: 4000K, 65: 6500K
POWER	- M: Medium Power, H: High Power
SIZE	- Luminaire length in mm: L1665, L2563
SUSPENSION	- K: Parallel Suspension
ON REQUEST	- Emergency Module, Cable colour Red or Black

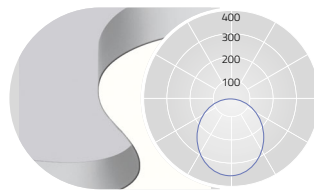


OPAL DIFFUSER / DIRECT-INDIRECT



DIRECT: ca. 50% INDIRECT ca. 50%

OPAL DIFFUSER / DIRECT



DIRECT: 100%

L mm	Lumenlm/Watt Medium Power	Lumenlm/Watt High Power
1665	20390lm/153W	29690lm/245W
2563	51240lm/378W	74620lm/607W

L mm	Lumenlm/Watt Medium Power	Lumenlm/Watt High Power
1665	10710lm/98W	15600lm/156W
2563	25430lm/232W	37040lm/373W

Lumen Values: Luminaire luminous flux at 4000K/CRI>80. Other configurations on request.

