

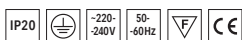
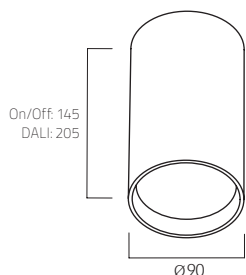
MIDPOINT
SURFACE FIX



DE LED-Downlight für Deckenanbaumontage. Konverter im Leuchtenkörper integriert. Optional schaltbar oder dimmbar. LED Engine wahlweise XICATO ARTIST für höchste Lichtqualität mit bester Farbwiedergabe und 5 Jahre Garantie für Farbkonstanz (MacAdams3) oder ECO für höchste Energieeffizienz bei optimalem Preis-Leistungsverhältnis und CRI>90. Farbtemperaturen 2700K, 3000K oder 4000K. Austauschbare Linsen-Reflektoroptiken mit sphärischer Facettenoptik. Ausstrahlwinkel: 10°, 20°, 40°, 60°. Standardmäßig klare Abdeckung. Optional zusätzliche Filter oder Wabenraster. Gehäuse aus Aluminium in weiß, silber, schwarz oder titan lackiert. Reflektorring zusätzlich in gold- oder kupferfarben erhältlich.

EN LED downlight for ceiling surface mounting. Driver is integrated into lamp body. Optional switching or dimming. LED Engine with XICATO ARTIST for highest light quality and colour rendering, including 5 year warranty for colour consistency (MacAdams 3). Alternatively ECO for highest energy efficiency with optimal price-performance ratio and CRI> 90. Available colour temperatures of 2700K, 3000K or 4000K. Replaceable lens reflector optics with spherical faceted optics. Beam angle: 10°, 20°, 40°, 60°. Standard clear cover. Optional additional filters or honeycomb grid. Housing made of white, silver, black or titanium painted aluminium. Reflector ring also available in gold or copper colours.

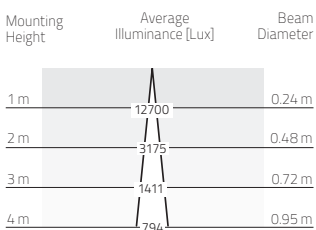
FR Projecteur LED downlight/fixe montage en apparent /saillie. Convertisseur directement intégré dans le corps /tube du projecteur. En option allumage simple ou gradable. Module/COB LED XICATO ARTIST en option pour une qualité d'éclairage maximale et un rendu des couleurs exceptionnel + 5 ans de garantie sur le niveau des couleurs (MacAdams 3) ou ECO pour une efficacité énergétique et un rapport qualité-prix optimal + IRC supérieur à 90 inclus. Températures de couleur 2700K, 3000K ou 4000K. Réflecteur avec optique de lentille interchangeable et facettes de réflexion sphérique. Angle d'ouverture/faisceau: 10°, 20°, 40°, 60°. Verre de protection et de fermeture standard. Filtres divers supplémentaires et/ou filtre nid d'abeilles en option. Boîtier en aluminium couleurs blanc, argent, noir ou titane laqué. Bague décorative du réflecteur également disponible en or ou en cuivre.



PRODUCT-CODE: P B6 B S E - 9 27 F M - B K

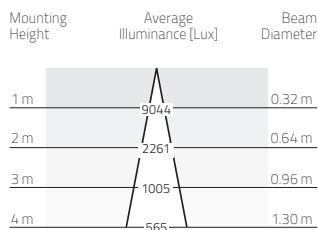
- PRODUCT FAMILY: P: Midpoint
- TYPE: B6 Surface mounted fix
- BEAM ANGLE: A: Spot 10°, B: Medium 20°, C: Flood 40°, D: Wide Flood 60°
- SURFACE FINISH: W: Snow White, V: Ivory White, S: Radiant Silver, B: Jet Black, T: Satin Titanium
- CONTROL GEAR: E: On/Off, L: DALI
- COLOUR RENDER: 9: CRI>90
- COLOUR TEMP.: 27: 2700K, 30: 3000K, 40: 4000K
- LED-ENGINE: F: Eco [Ra> 90], A: Artist [Ra> 97, Xicato]
- POWER: L: Low Power M: Medium Power
- OPTIC RING: W: Snow White, V: Ivory White, S: Radiant Silver, B: Jet Black, T: Satin Titanium, G: Satin Gold, K: Satin Copper
- COVER: K: Clear Cover [Standard], P: Prismatic Lens, H: Honeycomb Louver, B: Dichroic Filter [Bread], M: Dichroic Filter [Meat]

SPOT 10° LED ENGINE ECO, MEDIUM POWER



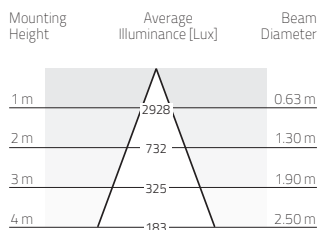
LED Engine	2700K	3000K	4000K
Eco Low Power [19W]	1080	1210	1330
Eco Medium Power [31W]	1660	1860	2020
Artist Low Power [20W]	970	1020	1080
Artist Medium Power [33W]	1400	1480	1560

MEDIUM 20° LED ENGINE ECO, MEDIUM POWER



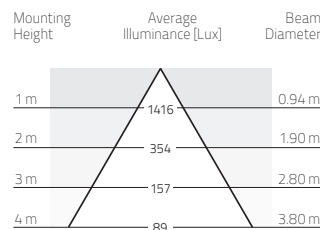
LED Engine	2700K	3000K	4000K
Eco Low Power [19W]	1460	1640	1770
Eco Medium Power [31W]	2560	2840	3070
Artist Low Power [20W]	1310	1390	1470
Artist Medium Power [33W]	1980	2110	2220

FLOOD 40° LED ENGINE ECO, MEDIUM POWER



LED Engine	2700K	3000K	4000K
Eco Low Power [19W]	1410	1580	1750
Eco Medium Power [31W]	2480	2750	2980
Artist Low Power [20W]	1270	1360	1430
Artist Medium Power [33W]	1930	2060	2160

WIDE FLOOD 60° LED ENGINE ECO, MEDIUM POWER



LED Engine	2700K	3000K	4000K
Eco Low Power [19W]	1380	1540	1710
Eco Medium Power [31W]	2430	2690	2910
Artist Low Power [20W]	1260	1350	1410
Artist Medium Power [33W]	1910	2040	2140

