

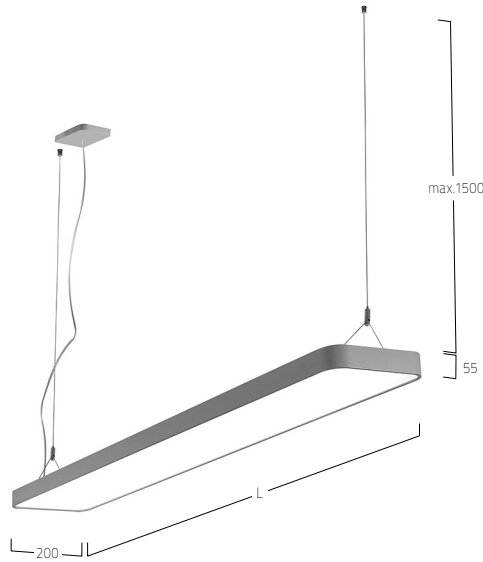
CALEO
SUSPENDED | G1/P1



DE LED-Pendelleuchte. Rein direkt oder Direkt-indirektstrahlend. Leuchtenkörper aus Aluminiumprofil. Oberfläche silber, weiß, graphit, schwarz, champagner oder kupferfarben lackiert. Weitere Oberflächenoptionen siehe Lightnet-Surface-Collection oder RAL nach Wahl. Microprismenoptik mit optimierter Blendungsbegrenzung speziell für Office-Anwendungen. Satinierter Opaldiffusor für Allgemeinbeleuchtung. Indirektanteil mit innovativer Linsentechnologie für breitstrahlende Deckenaufhellung. Konverter in Leuchtengehäuse integriert, wahlweise einfach schaltbar oder stufenlos dimmbar (1-10V, DALI, Touch-Dim, Casambi). Farbtemperaturen 2200K, 2700K, 3000K, 3500K, 4000K oder 6500K. Binning initial \leq MacAdam 3. Colour rendering CRI>80 oder CRI>90. Stufenlos höhenverstellbare Y-Seilabhängung mit transparent ummantelter Zuleitung. Auf Anfrage: Integration von Notlichtkomponenten, Zuleitungskabel in soft-touch schwarz oder rot.

EN LED pendant luminaire. Direct only or direct-indirect light distribution. Luminaire body made of aluminium profile. Surface silver, white, graphite, black, champagne or copper coated. Further surface options see Lightnet-Surface-Collection or RAL of your choice. Microprismatic with optimized glare reduction especially for workplaces. Satin opal diffuser for general lighting. Indirect light with innovative lens technology for wide-angle ceiling illumination. Converter integrated into luminaire housing, optionally switchable or dimmable (1-10V, DALI, Touch-Dim, Casambi). Colour temperatures 2200K, 2700K, 3000K, 3500K, 4000K or 6500K. Binning initial \leq MacAdam 3. Colour rendering CRI>80 or CRI>90. Height-adjustable Y-cord suspension with transparent power supply cable. On request: Integration of emergency lighting components, soft-touch black or red sheathed supply line.

FR Luminaire LED suspendu. Éclairage uniquement direct ou direct/indirect. Corps du luminaire en profilé aluminium. Surface laquée argent, blanc, graphite, noir, champagne ou cuivre. Autres options de finition voir Lightnet-Surface-Collection ou RAL au choix. Diffuseur microprismatique optimisé pour un éblouissement limité et adapté aux bureaux. Diffuseur opale satinée pour un éclairage général. Composants indirects avec une technologie de lentille innovante pour un éclairage grand angle du plafond. Driver intégré dans le luminaire, au choix ON/OFF ou graduable (1-10V, DALI, Touch-Dim, Casambi). Température de couleur 2200K, 2700K, 3000K, 3500K, 4000K ou 6500K. Binning initial \leq Mac Adam 3. Rendu de couleur CRI>80 ou CRI>90. Suspension en Y réglable en hauteur avec câble d'alimentation transparent. Sur demande: Intégration de composants d'éclairage de secours, câble d'alimentation matière-tissu soft-touch noir ou rouge.

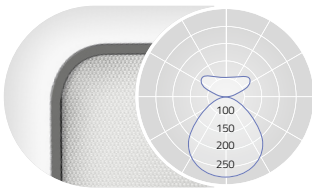


PRODUCT-CODE: A P10 S E - 8 30 M - L900 - Y

PRODUCT FAMILY	- A: Caleo
TYPE	- G1: Direct Only, P1: Direct-Indirect
OPTICAL SYSTEM	- A: Microprismatic, O: Opal Diffuser
SURFACE FINISH	- W: Snow White, S: Radiant Silver, U: Urban Graphite, B: Jet Black, H: Champagne Silver, K: Satin Copper
CONTROL GEAR	- E: On/Off, L: DALI, D: 1-10V, H: Touch-Dim, C: Casambi
COLOUR REND.	- 8: CRI>80, 9: CRI>90
COLOUR TEMP.	- 22: 2200K, 27: 2700K, 30: 3000K, 35: 3500K, 40: 4000K, 65: 6500K
POWER	- M: Medium Power, H: High Power
SIZE	- Luminaire Length in mm L900, L1200, L1500
SUSPENSION	- Y: Y-Suspension
ON REQUEST	- Emergency Module, Cable colour Red or Black



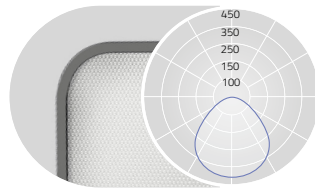
MICROPRISMATIC / DIRECT-INDIRECT



UGR \leq 19 (X=4H, Y=8H, S=0.25H)
DIRECT: ca. 65% INDIRECT ca. 35%

L mm	Lumen/Watt Medium Power	Lumen/Watt High Power
900	3780lm /32W	5210lm/46W
1200	5040lm /42W	6940lm /59W
1500	6300lm /51W	8680lm/72W

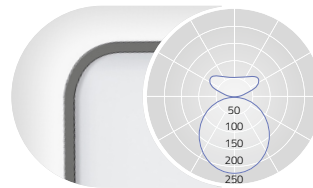
MICROPRISMATIC / DIRECT



DIRECT: 100%

L mm	Lumen/Watt Medium Power	Lumen/Watt High Power
900	2390lm/ 21W	3510lm/32W
1200	3190lm/27W	4680lm/41W
1500	3990lm/33W	5850lm/50W

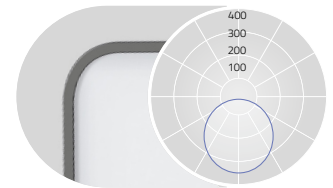
OPAL DIFFUSER / DIRECT-INDIRECT



DIRECT: ca. 65% INDIRECT ca. 35%

L mm	Lumen/Watt Medium Power	Lumen/Watt High Power
900	3890lm/32W	5360lm/46W
1200	5180lm/42W	7150lm/59W
1500	6470lm/51W	8940lm/72W

OPAL DIFFUSER / DIRECT



DIRECT: 100%

L mm	Lumen/Watt Medium Power	Lumen/Watt High Power
900	2500lm/21W	3660lm/32W
1200	3330lm/27W	4890lm/41W
1500	4160lm/33W	6110lm/50W

Lumen Values: Luminaire luminous flux at 4000K/CRI>80. Other configurations on request.

